


Installation Instructions


1. Remove front bumper cover and check that your front crash beam looks like:

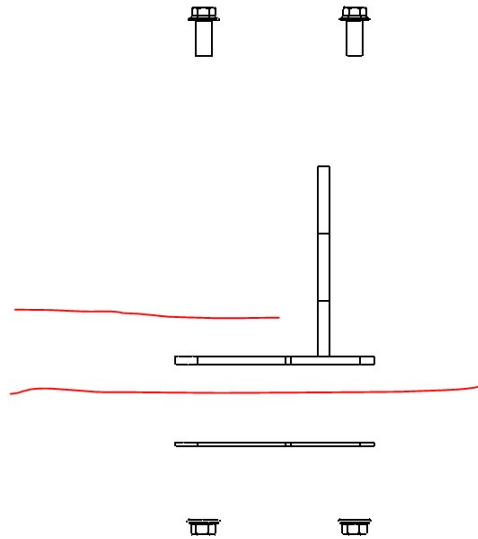


2. Using a cut off wheel, cut the crash beam as shown below:



3. Mount the Tow Hook, the supplied aluminium clamp plate slides in from the side on the back face of the crash beam. The red lines below indicate the crash beam.





4. Torque the fasteners to 50 Nm or 36 lbft.
5. Carefully identify on the bumper where you need to cut a slot for the tow hook to protrude through. The easiest way to do this is to measure down and across from headlight.
6. First make a small hole in the bumper to check that you have got your slot located correctly, then proceed to make the slot larger. The minimum slot side the loop will fit through is 75x10mm



